

steel or  
Aluminum



30 WHITE = 01



50 WHITE = 02 +



80 WHITE = 03



MUSKET BROWN = 04 +



OLD TOWN GRAY = 06 +



GS BLUE = 08 +




ALMOND = 10



ROYAL BROWN = 05 +



STORM GRAY = 07 +



TAHOE BLUE = 09 +



IVORY = 11




RAFFIA BEIGE = 12 +



LEAF GREEN = 14 +



MARINE GREEN = 16



COLONIAL RED = 18 +



COLONIAL GRAY = 46 +



FOREST GREEN = 15 +




SPANISH GREEN = 17



BLACK = 19 +



BUCKSKIN BROWN = 41



BEAVER BROWN = 40 +



PEBBLESTONE CLAY = 42 +




CLASSIC CREAM = 44 +



WOODBEIGE = 48



BRONZE = 49



ADOBE TAN = 43 +



HERITAGE CREAM = 45